



St Michael's
Lutheran Primary School

Wonder Challenge Explore Discover

Upper Primary iPad Programme

Information Night



iPad, iThink, iLearn



Information Night

- Introduction
- Upper Primary iPad Programme in 2018
- Setting your family up for a happy device life
- iPad Models & Apps
- Questions



iPad, iThink, iLearn



Introduction

- Strategic Plan
- Digital Technologies Curriculum
- Student Access to ICT Equipment
 - Foundation to Year 3
 - Year 4 to Year 7
- What is a BYOD Programme?



iPad, iThink, iLearn

Upper Primary iPad Programme



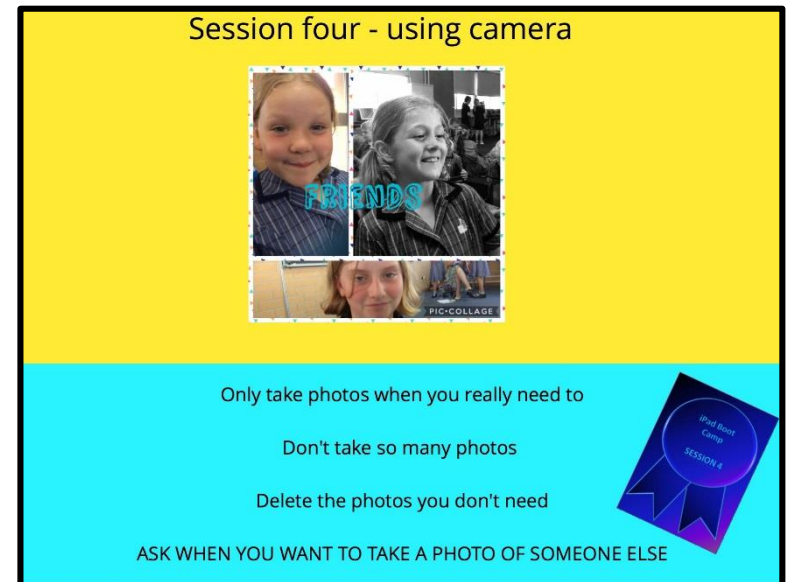
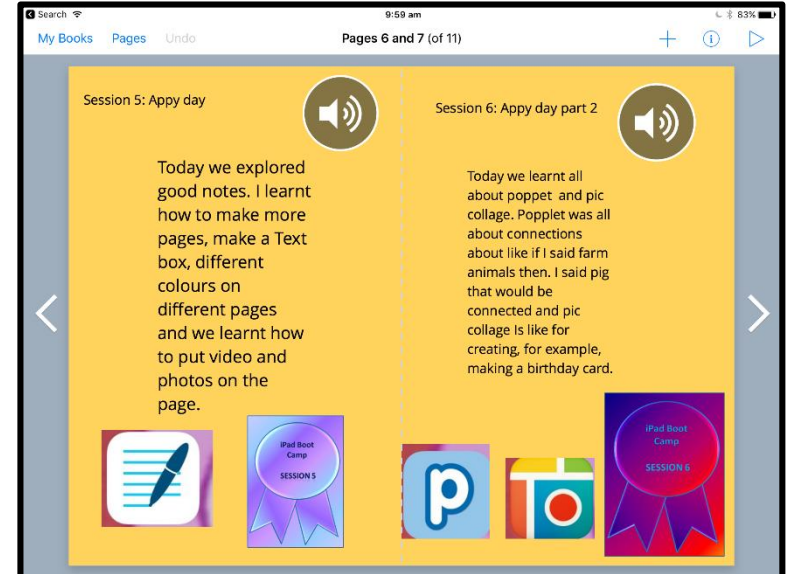
Upper Primary iPad Programme - 2018



Upper Primary iPad Programme



iPad Boot Camp





How iPads Help Students Learn

- Students at St Michael's are developing skills and knowledge to become competent **USERS and CREATORS of technology.**
- Please [click this link](#) to hear some of our 2017 Middle Learning Community students explain how they use iPads to help them with their learning in all areas of the curriculum and how they are learning specific skills in Coding & Robotics.



Upper Primary iPad Programme




Working Digitally

Focus on Sustainability & saving paper



File Explorer
Document sharing



Goodnotes 4
Annotate PDF documents

17 **LOCAL TO GLOBAL**

Think back over your learning. In the left-hand column write or draw something you have found out or seen – perhaps in a book, from a guest speaker, a film or on an excursion. In the next column, describe an idea or experience in your own life that this reminds you of. In the last column, describe an idea in the wider world that this reminds you of.

What I did/heard/saw	What is something in <i>my</i> life that this reminded me of?	What is something in the world that this reminded me of?
<p>I heard that people migrated from Africa to Australia. I saw that there was a debate about the migration. A African boys parents moved to Australia because his parents thought that it would be an unsafe environment for him to grow up in. Lots of people migrated from lots of different reasons like war, poor ness and more.</p> <p>I saw that there is fires in Greece</p> <p>We watched BTN and tried to connect with the story's.</p>	<p>BTN was talking about recycling electronics and that reminds me of recycling our old dishwasher and fridge.</p>	<p>Schools around Australia are giving girls the option to wear pants which reminds me of our school is allowed to wear pants</p> <p>The African story reminded me of our inquiry about migrated.</p>

Note to teacher: this reflection works best following a specific experience or text: eg – a video, a guest speaker or a book.



Working Digitally Science Journals



PrimaryConnectionsSM What's the matter?
Living science with the iPad

Runny investigation planner

Name: Amelie D'Arcy Date: 1/8/18


What are you trying to find out? *I will change the water with*


What are you going to investigate? I am going to investigate how the viscosity changes when we add different liquids together. The liquids that I used were soap, water and oil.	What do you predict will happen? Why? My prediction is that the soap will weaken the oil and the water, and that it might get all yucky.
---	---


Can you write it as a question? Give possible explanations for your prediction.

To make this a fair test what things (variables) are you going to:

Change? <i>After I put the water in then when I put the liquid in the liquid was floating on top of the water then when I put the oil in it was floating on the soap then when I put the water in the water went straight to the bottom because of the different things that are in the liquids.</i>	Measure? <i>We measured our liquids by putting two teaspoons in of one liquid at a time.</i>	Keep the same? <i>We decided to keep the soap the same because the soap was what made the oil float.</i>
--	--	--


Change?


What was it?


Which was it?

What equipment will you need?

*Pop stick #2
Small container #1
Blue tack*


What are you going to do?

I am going to put some soap in then the oil which might weaken the oil then add the water to it.

Use dot points. Use drawings if necessary.

Copyright © Australian Academy of Science, 2014. ISBN 978 0 85817 327 0 Resource sheet 2

The soap was starting to combine with the other liquid.



!Results!

- Oil:** it took 3 minutes for it all to run out of the small cup and into the big cup.
- Soap:** after 5 minutes 3 drops came out.
- Sugar Water:** after 5 minutes there was a small puddle at the bottom of the cup.

Upper Primary iPad Programme



Digital Portfolios



SeeSaw App

AB

Sein Name ist Wilhelm Röntgen

Wilhelm Röntgen

2018 SMLPS 45h



PDF 15 pages

German

Jun 26, 2018

Like Comment Share

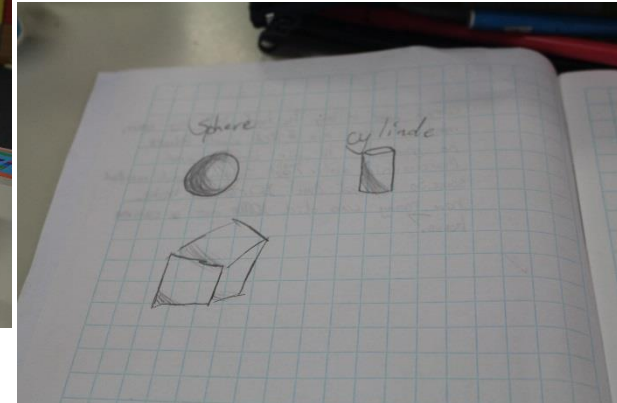

- Mining was very challenging. We had a number of rules we had to follow. Here are the rules:
- . Keep dust of others land
 - . No using your hands (you wouldn't use your hands in real mining, you would use tools)
 - . You had to use the only tools you were given (1 toothpick, 1 pop stick, 1 shovel between 2 people)
 - . Had to have a rare plant species in one spot you weren't aloud to go in
 - . Had to have an aboriginal tool site you weren't aloud to go in
 - . You had to rehabilitate your cookie afterwards to make it look like nothing had happened

It wasn't just the rules that were challenging, mining was hard to. We had the tools given out to us but lots of us went through about 3 toothpicks. I snapped mine but I found it easier to use half a toothpick instead of a whole one. Some people had few chocolate chips to mine out

Upper Primary iPad Programme



Integration with the curriculum



Maths - 3D Shapes


Upper Primary iPad Programme



Integration with other technology



Touch Typing Skills





Benefits of iPads

- Students are engaged in their learning
- iPads have a variety of uses & are mobile
- Students can explain their learning in different ways
- Students have choice in their presentation of work
- Students learn to be efficient users AND creators of technology
- The camera is used to record notes, which means less time spent “copying” notes
- Working digitally saves on paper resources
- Students can easily share their work via Apple TV etc
- Students can easily collaborate with other students

** iPads don't replace writing



Setting your family up for a happy device life



Concerns

- Inappropriate apps downloaded at home
- Using iMessage late at night
- Using school email to message friends & relatives
- iPads not brought to school or not charged



Digital Parenting Resources

Raising Your Child in a Digital Age

Dr Kristy Goodwin

<http://drkristygoodwin.com/blog/>

Common Sense Media

<https://www.common sense media.org/>

Digital Parenting Magazine

Vodafone

<http://www.vodafone.com/content/digital-parenting.html#>



iPad Models

Recommended Model

- **iPad 9.7” 32Gb Wi-Fi**

Other Suitable Models

- iPad 9.7” 128Gb Wi-Fi
- iPad Air 2 32Gb or 128Gb Wi-Fi



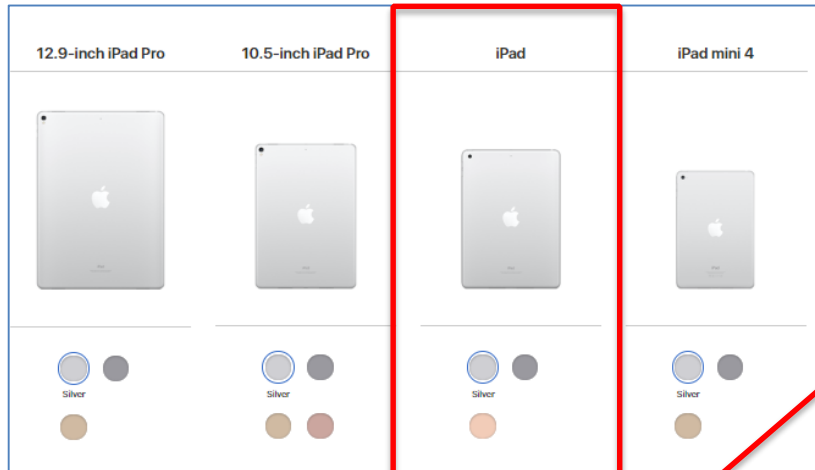
<http://www.apple.com/au/ipad/compare/>

Upper Primary iPad Programme



iPad Models

<http://www.apple.com/au/ipad/compare/>



Capacity and Price ¹							
Wi-Fi		Wi-Fi		Wi-Fi		Wi-Fi	
64GB	A\$1,199	64GB	A\$979	32GB	A\$469	128GB	A\$579
256GB	A\$1,419	256GB	A\$1,199	128GB	A\$599		
512GB	A\$1,719	512GB	A\$1,499				
Wi-Fi + Cellular		Wi-Fi + Cellular		Wi-Fi + Cellular		Wi-Fi + Cellular	
64GB	A\$1,399	64GB	A\$1,179	32GB	A\$669	128GB	A\$779
256GB	A\$1,619	256GB	A\$1,399	128GB	A\$799		
512GB	A\$1,919	512GB	A\$1,699				
Buy		Buy		Buy		Buy	

Wi-Fi

32GB A\$469

128GB A\$599

Wi-Fi + Cellular

32GB A\$669

128GB A\$799

[Buy](#)

Upper Primary iPad Programme



Accessories

- Screen Protector
- Keyboard + Sleeve



OR

- Protective Case with inbuilt keyboard



Upper Primary iPad Programme



Warranty & Insurance

Limited Warranty

Products that you purchase in Australia are covered by Australian consumer law. For details, click [here](#).

iPad Air also comes with 90 days of complimentary telephone technical support and a one-year limited warranty from Apple.

AppleCare+ for iPad - \$129

AppleCare+ for iPad provides up to two years of expert telephone technical support and additional hardware coverage from Apple, including up to two incidents of accidental damage coverage, each subject to a A\$65 service fee. In addition, you'll get 24/7 priority access to Apple experts via chat or phone. For more information, please see the [AppleCare+ for iPad](#) page.

Other Insurance Options

- Home and Contents Insurance.

Upper Primary iPad Programme



St Michael's BYOD Parent Portal

- <http://www.compnow.com.au/st-michaels-lps>

**comp
now**
compnow.com.au



St Michael's
Lutheran Primary School



About this Offer

St Michael's Lutheran Primary School
Welcome to our online BYOD purchasing portal, for parents of students in Years 4-6. The School has negotiated special education deals on iPad packages through its preferred partner, Compnow.

Order dates:

Ordering is now open until the end of the year. We will advise delivery and cut off dates for ordering before Christmas mid-Term 4. Orders placed before this time will generally take 10 working days.

Program:

iPad BYOD Program

Questions?

Please call 08 8133 8000 or [email Vicki Rumsey](mailto:Vicki.Rumsey), your dedicated CompNow account manager.

Help!

Please see the [FAQ page](#) for a guide on how to use this website. Click [here to replay](#) the introduction animation.

Upper Primary iPad Programme



St Michael's BYOD Parent Portal

- www.compnw.com.au/st-michaels-lps

Model	Apple RRP	CompNow
iPad Wi-Fi 32GB	\$469.00	\$434.00
OR		
iPad Wi-Fi 128GB	\$599.00	\$563.00
Keyboard Case for iPad 9.7"		\$99.00
<i>Optional Extras</i>		
AppleCare+ for iPad		\$99.00
2 Year Compnow iPad Insurance - \$50 excess		\$99.00



iPad Apps and Purchase Options

- Built-in Apps
- Free Apps from Apple
- Core Apps
- Curriculum Apps







- Lots of the apps are free
- Other apps will be supplied to you by the school

Upper Primary iPad Programme



Process for loading apps

- The list of apps will be sent to you at the end of Term 4 2018, along with instructions for downloading them.

St Michael's Lutheran Primary School		Monday, 29 January 2018		
Middle Learning Community - List of Apps - 2018		10:28:37 AM		
App	Learning Area	Purchase	Size in Mb	
 Book Creator for iPad <i>Red Jumper Limited</i> A simple iBook creator. Add photos, videos, music, voiceovers, text, colourful backgrounds etc. Read your creations in the iBook reader or share as an iBook or pdf file.	All	School	80.6	
 Explain Everything™ Classic <i>Explain Everything sp. Z o.o.</i> Explain Everything is an easy-to-use design, screencasting, and interactive whiteboard tool that lets you annotate, animate, narrate, import, and export almost anything to and from almost anywhere.	All	School	158	
 FileExplorer Pro - File Manager for Computer, NAS <i>Skyjos Co., Ltd.</i> Access files from the school server or Cloud Storage (Dropbox, Google Drive, SkyDrive etc) from an iPad.	All	School	97.5	
 GarageBand <i>Apple</i> GarageBand turns your iPad into a collection of Touch Instruments and a full-featured recording studio — so you can make music anywhere you go.	All	Free	1770	

<https://smlps.edublogs.org/ipad-programme/>

Upper Primary iPad Programme



Process for loading apps

- An Apple ID needs to be created before apps can be downloaded.
- Free apps can be loaded as soon as is practical.
- A list of app redemption codes will be supplied to each student on the first day of school next year, from which they can download the rest of the apps.
- More apps may be selected during year 4, 5, 6 & 7 school years as necessary.

Upper Primary iPad Programme



Purchasing Apps

- School purchases apps for each student.
- Each student is given a list of redemption codes.

Student	SMITH, John
Book Creator	AA66XXPP36N6
<u>ComicBook!</u>	PQJAETNAMKW4
Drawing Box	ABMJE3YLE49K
Grammar App HD	R27MFJKXHN6N
iPhoto	*
Keynote	*
Math Dictionary for Kids	5P3N3L373WP3
Pages	*
Sock Puppets Complete	P2KTLTYMNM9
Tools for Students	PTLJ4RMRPA3K

- Redemption codes are entered in the App Store and downloaded to the student's iPad.



Upper Primary iPad Programme



Help and Advice

Students

- iPad Boot Camp – Week 2 2019
- Cybersafety Education and Websites
- Access to ICT Education Support Officer
- Teacher and peer support
- Apple Store – Free Youth Programs
<https://www.apple.com/au/retail/learn/youth/>



Parents

- iPad Setup Assistance – Week 1 2019
- iPad Programme Documents & Instructions
<https://smlps.edublogs.org/ipad-programme/>
- Cybersafety Websites and Literature
<http://smlps.edublogs.org/resources/cyber-safety/>
- Access to ICT Education Support Officer
- Apple Store Workshops



cyber(smart:)

STAYSMARTONLINE



Questions



For any further queries please contact
Mary Whittaker
ICT Education Support Officer
mwhittaker@stmichaels.sa.edu.au